

**FRIANYL® DEV B GF30 V0 ECO-R - PA6**
**Description**

Polyamide 6 compound, 30% glass fiber reinforced, heat resistant, based on flame retardants halogen and red phosphorous free, UL listed V0@0.75mm. Partially based on recycle polymer.

*Designed for Electrical applications requiring self-extinguishing properties combined with good mechanical performances, this grade meets the most stringent safety requirements for insulating materials.*

Preliminary Technical Datasheet

Physical properties	Value	Unit	Test Standard
Density	88.6	lb/ft <sup>3</sup>	ISO 1183
Molding shrinkage, parallel (flow)	0.3 - 0.6	%	ISO 294-4, 2577
Molding shrinkage, transverse normal	0.6 - 0.9	%	ISO 294-4, 2577
Water absorption, 23°C-sat	4.3	%	Sim. to ISO 62
Humidity absorption, 23°C/50%RH	1.2	%	ISO 62
Viscosity number (PA), H <sub>2</sub> SO <sub>4</sub>	140	ml/g	ISO 307 (PA)

Mechanical properties	Value	Unit	Test Standard
Tensile modulus	1.49E6/841220	psi	ISO 527-1, -2
Tensile stress at break, 5mm/min	18100/10900	psi	ISO 527-1, -2
Tensile strain at break, 5mm/min	2.5/6.5	%	ISO 527-1, -2
Charpy impact strength, 23°C	26.2/>50	ft-lb/in <sup>2</sup>	ISO 179/1eU
Charpy impact strength, -30°C	21.4/19	ft-lb/in <sup>2</sup>	ISO 179/1eU
Charpy notched impact strength, 23°C	4.52/6.18	ft-lb/in <sup>2</sup>	ISO 179/1eA
Charpy notched impact strength, -30°C	3.33/2.9	ft-lb/in <sup>2</sup>	ISO 179/1eA

Thermal properties	Value	Unit	Test Standard
Melting temperature, 20°C/min	428	°F	ISO 11357-1/-3
DTUL at 1.8 MPa	374	°F	ISO 75-1, -2
DTUL at 0.45 MPa	410	°F	ISO 75-1, -2
Vicat softening temperature, 50°C/h 10N	415	°F	ISO 306
FMVSS	0.5	-	ISO 3795 (FMVSS 302)
FMVSS thickness	0.0394	in	ISO 3795 (FMVSS 302)
Flammability @3.2mm nom. thickn.	V-0	class	UL 94
Flammability @1.6mm nom. thickn.	V-0	class	UL 94
Flammability at thickness h	V-0	class	UL 94
thickness tested (h)	0.0295	in	UL 94
UL recognition (h)	UL	-	UL 94
Continuous service temperature	130	°C	DIN/IEC 60216-1
Ball pressure test	347	°F	IEC 60695-10-2

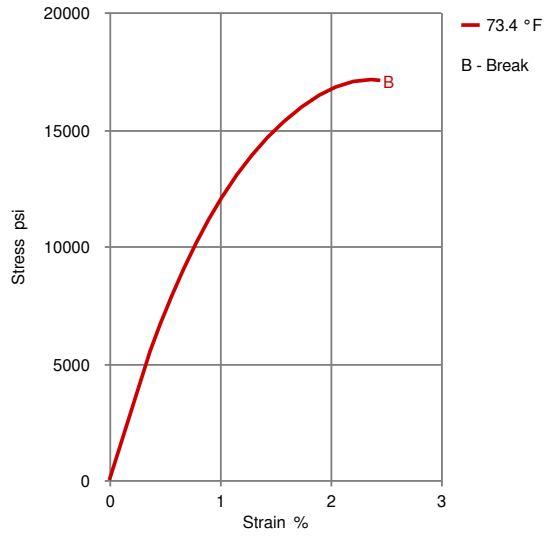
Electrical properties	Value	Unit	Test Standard
Volume resistivity, 23°C	>1E13/-	Ohm*m	IEC 62631-3-1
Surface resistivity, 23°C	>1E13/-	Ohm	IEC 62631-3-2
CTI 50 drops	600	V	IEC 60112

VDA Properties	Value	Unit	Test Standard
FMVSS	0.5	-	ISO 3795 (FMVSS 302)
FMVSS	0.0394	in	ISO 3795 (FMVSS 302)

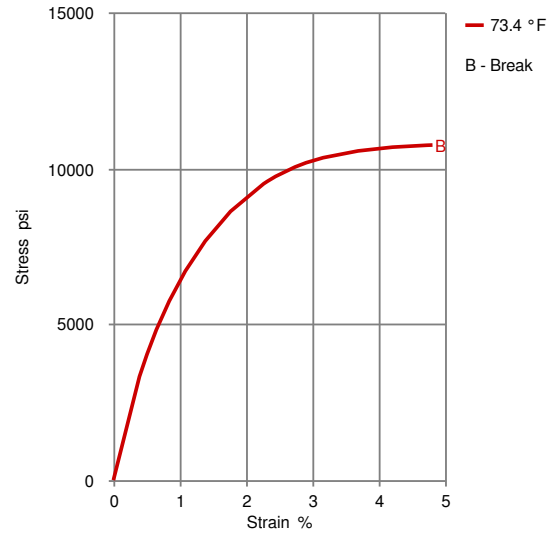
**FRIANYL® DEV B GF30 V0 ECO-R - PA6**

**Diagrams**

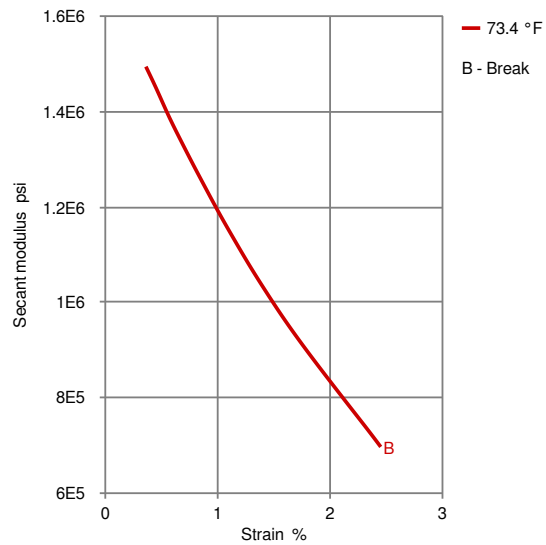
**Stress-strain (dry)**



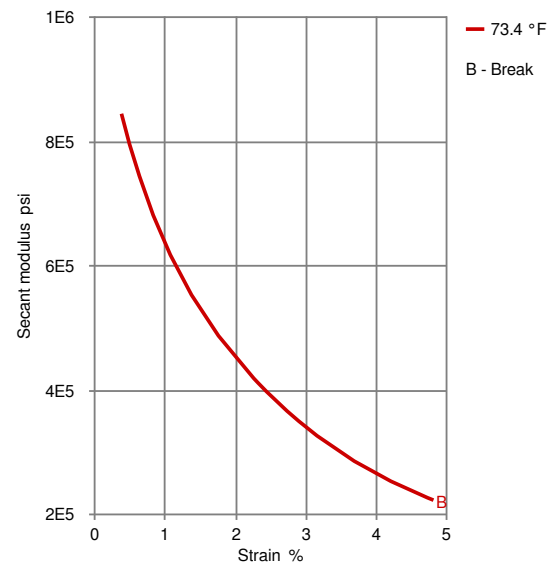
**Stress-strain (cond.)**



**Secant modulus-strain (dry)**



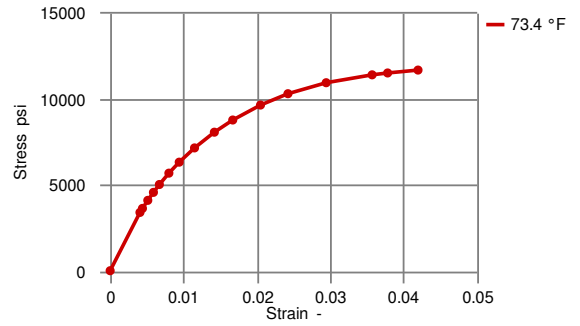
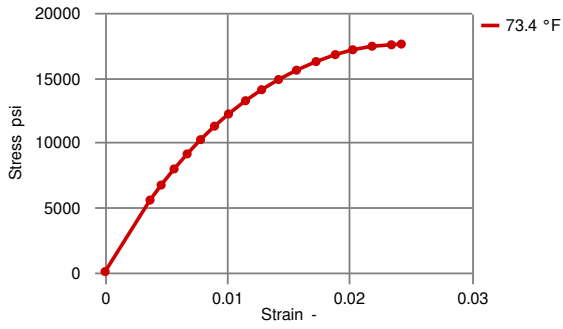
**Secant modulus-strain (cond.)**



**FRIANYL® DEV B GF30 V0 ECO-R - PA6**

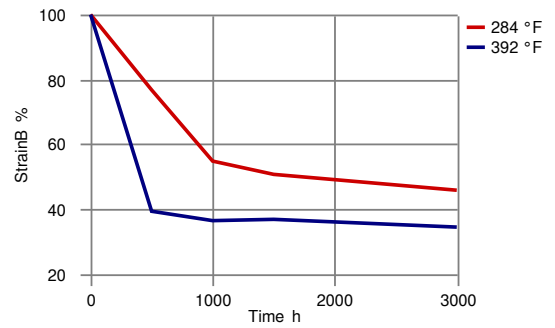
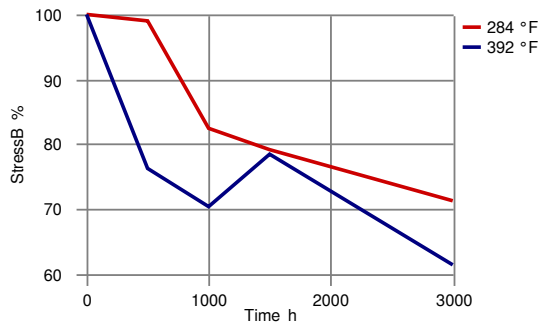
**True Stress-strain (dry)**

**True Stress-strain (cond.)**



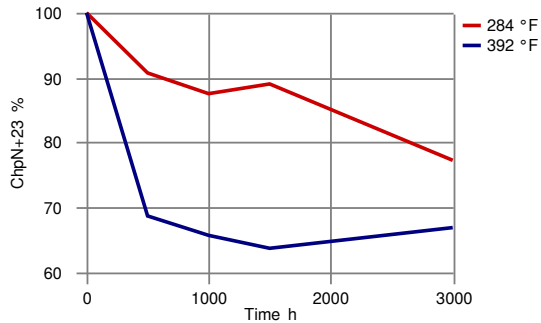
**LTHA-Stress at Break Retention 0.16in**

**LTHA-Strain at Break Retention 0.16in**



**FRIANYL® DEV B GF30 V0 ECO-R - PA6**

**LTHA-Charyp Notched Impact Strength Retention 0.16in**



**Other text information**

**Injection Molding Preprocessing**

PA materials, stocked in a moisture-proof packaging, can be processed without drying; however, it is always recommended drying the product that comes from a large package (e.g. Octabin). The moisture content suggested for the injection moulding process should be lower than 0.15%, according to the grade and to the moulded part characteristics. The materials containing flame retardants should have moisture content below 0.10%. Red phosphorous containing grades must always be dried below 0.08%. The drying time depends on the moisture content and the drying conditions. Typically 4-8 hours at 80-90 °C using dehumidified air (dew point of -20 °C) are suitable conditions for a starting moisture content of 0.20%-0.40%.

**Injection molding**

The following conditions apply to a standard injection moulding process. Machine temperatures: barrel 265-290 °C (PA66), 235-270 °C (PA6), nozzle and hot runners up to 300 °C (up to 290 °C products with flame retardants). Mould temperatures: 60-80 °C, (80-100 °C highly reinforced grades). Back pressure: typically 5-10 bar (hydraulic pressure). Temperatures exceeding 300 °C and long residence time could lead to additives degradation and brittleness of the material. In case of gas generation in the melt, please verify moisture content and processing temperatures. Usage of regrind is possible depending on the moulded part characteristics. For further details, please refer to the document 'Instructions for injection moulding' or contact our technical support team.

**Injection Molding Postprocessing**

PA materials reach their final performance with a water content of about 1.5 to 3.5% by weight, depending on the type. This percentage corresponds to the point of equilibrium between the rates of absorption and desorption of moisture. After moulding, in favourable environmental conditions, a part can quickly absorb moisture up to 0.5-1.0%, while the equilibrium will be reached during its life. A conditioning treatment can accelerate further the initial water absorption of the moulded parts. Conditioning is usually carried out in hot and humid environment (for example 50 °C, 100% RH), inside climatic chambers. Slight dimensional variations (increase in volume due to the water absorbed) must be taken into account, especially in unfilled grades. Post-treatments of parts may also include the annealing (60-80 °C in oven, up to four hours). This procedure can be useful to relax any internal stresses.

**Characteristics**

<b>Special Characteristics</b>	Flame retardant, Heat resistant, Recycled content
<b>Product Categories</b>	Glass reinforced
<b>Processing</b>	Injection molding
<b>Delivery Form</b>	Granules
<b>Additives</b>	Flame retarding agent